



Patient

NHS No

D.O.B.

Patient Ref

Reason

Routine

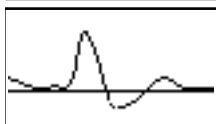
Outcome

disease mild

Right

110

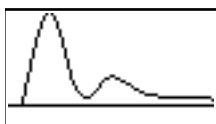
1.00



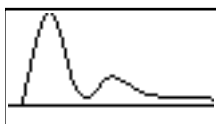
Good



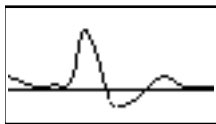
Slightly Reduced



Slightly Reduced



Good



Good

120

1.09

Brachial

Common Femoral

High Thigh

Low Thigh

Popliteal

High Calf

Peroneal

Anterior Tibial

Posterior Tibial

Dorsalis Pedis

Toe Pressure

Foot Flex

120

1.09


Post Exercise

Foot Flex

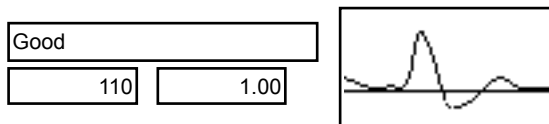
120

1.09

Left



Good



Good

110

1.00

Notes

RIGHT LOWER LIMB ARTERIAL DUPLEX

RIGHT

CFA - Widely patent in the proximal and mid sections, with isolated mild-moderate disease in the very distal section, no elevated velocities noted, good triphasic flow, PSV 135cm/s.

PFA (origin) - Patent with good triphasic flow, PSV 131cm/s.

SFA - Patent with mild, diffuse calcified disease along its length - good triphasic flow, PSV 94-129cm/s.

Assessed by

Lukasz Koprowski

Checked by



Patient

NHS No

D.O.B.

Patient Ref

POP - Patent with slightly reduced triphasic flow, PSV 44cm/s.

TPT - Patent with origins of 3 vessel run-off identified.

PTA - Patent and calcified with good triphasic flow, PSV 70cm/s.

PERO A - Patent and calcified with slightly reduced hyperaemic mono/triphasic flow at the ankle, PSV 26cm/s.

ATA - Patent and calcified with good hyperaemic mono/triphasic flow at the ankle, PSV 36cm/s.

LEFT

CFA - Widely patent with good triphasic flow, PSV 151cm/s.

Bilateral, resting and post-exercise ABPIs are within normal limits.

Assessed by

Lukasz Koprowski

Checked by
